


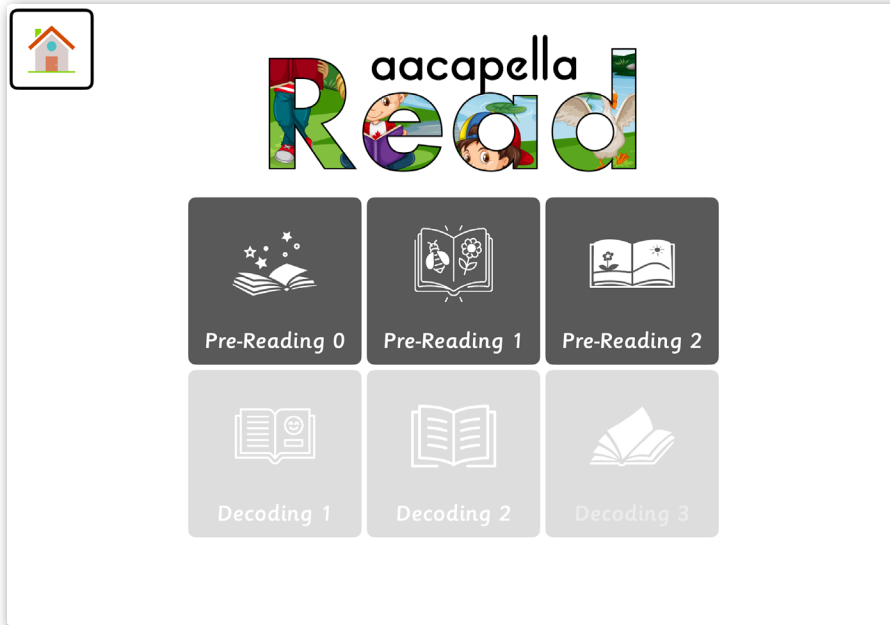
Quick Reference

Read aacapella

Quick Reference Guide

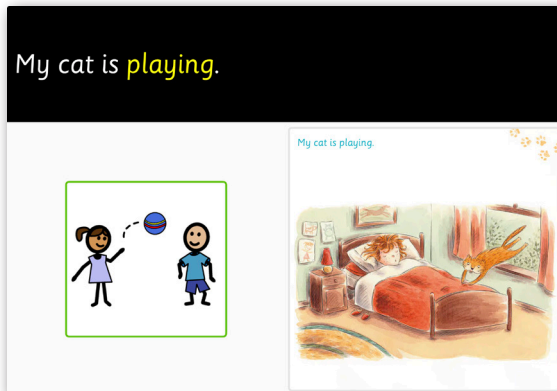
For use by Aacapella Read School Trial participants
valid for version 1.4 and later





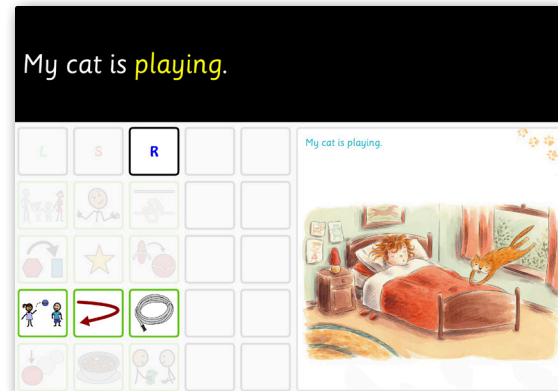
Pre-Reading

Pre-Reading 0



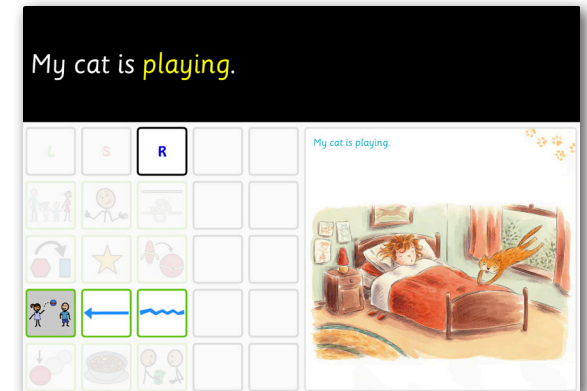
- Errorless
- 1 symbol per word

Pre-Reading 1



- Errorless (correct symbol pulses)
- 3, 6, or 12 symbols
- single button press for all words

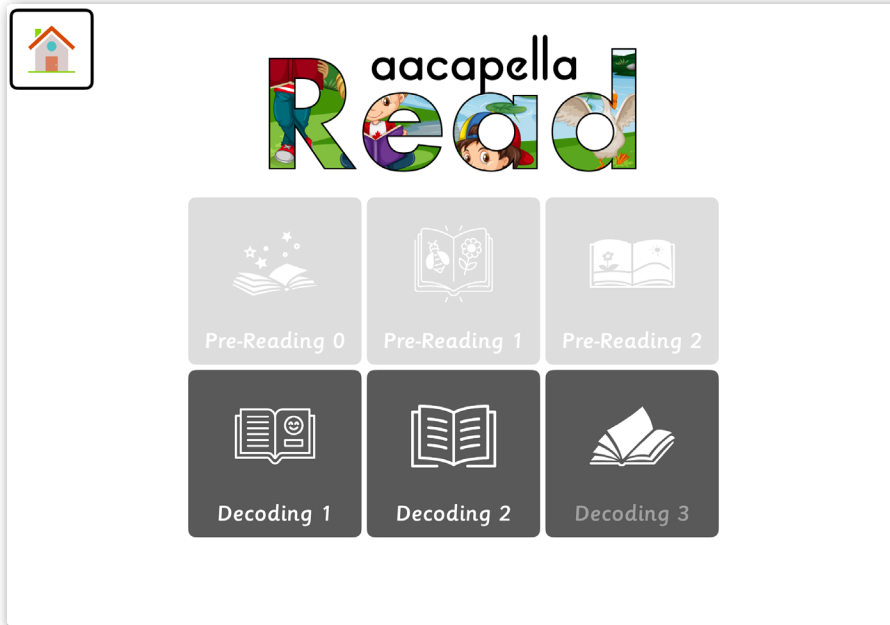
Pre-Reading 2



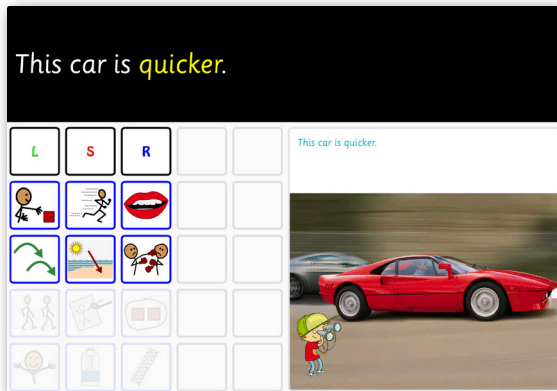
- Errorless (correct symbol pulses)
- 3, 6, or 12 symbols
- 2 button presses for grammatical markers

Reading Mode

Decoding



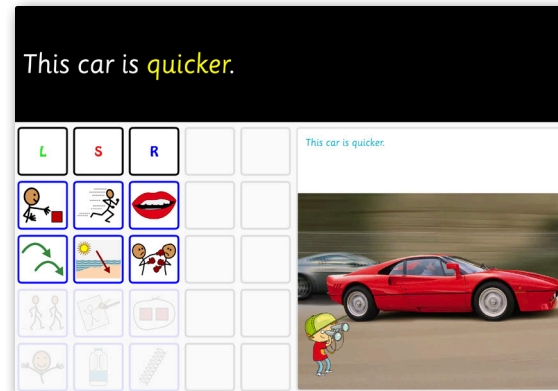
Decoding 1



- Student decodes and comprehends words
- 3, 6, or 12 symbols
- single button press for all words

Decoding 2

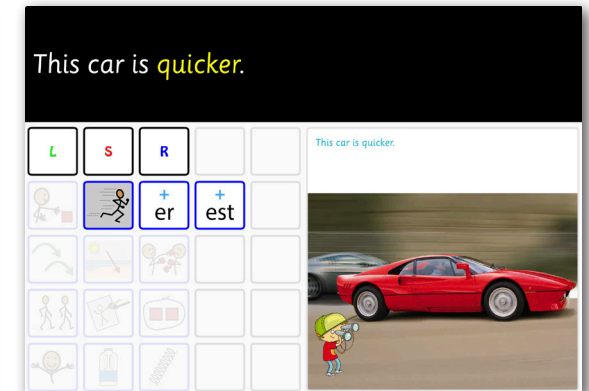
keypress #1



- Student decodes and comprehends words
- 3, 6, or 12 symbols
- 2 button presses for gramatical markers

Decoding 2

keypress #2



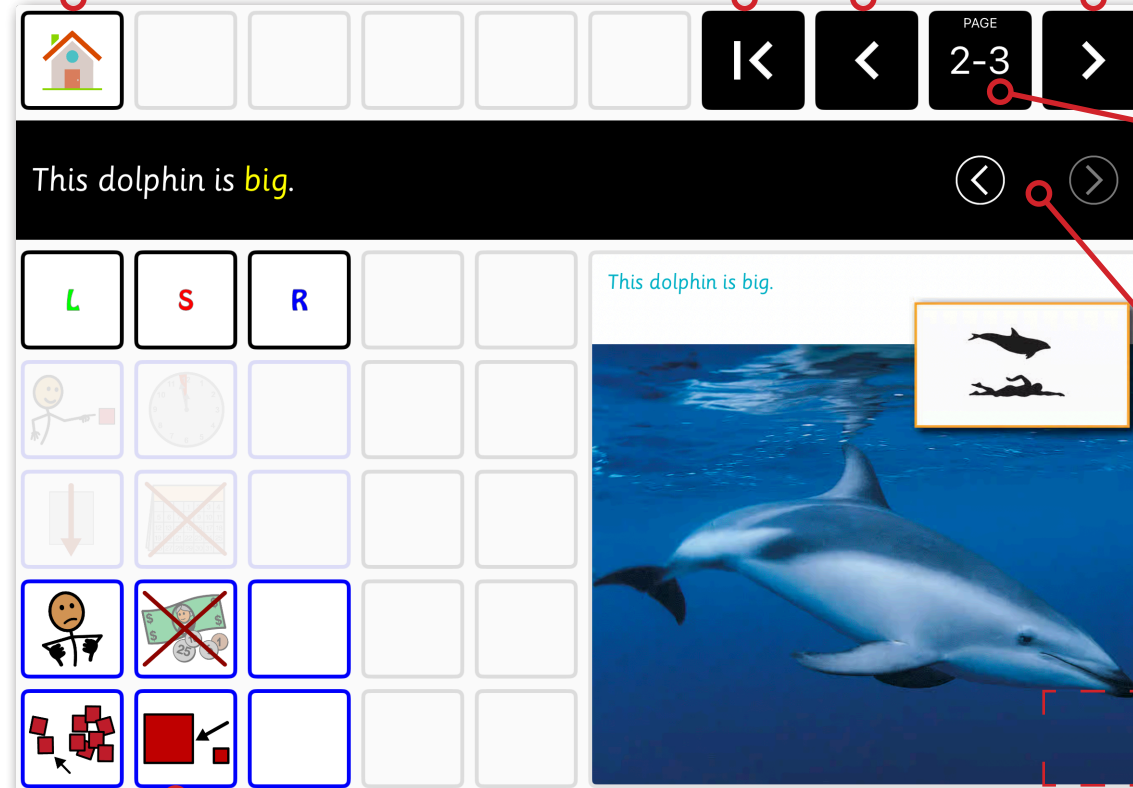
Reading Interface

Teacher Interface

Tap Home Button to close book

Tap Restart Button to go Back to Title Page

Tap Arrow Buttons to navigate pages



Double tap Page Button to swap between page and sentence navigation.

Tap Arrow Buttons to navigate between words in the sentence

Choose to display 3, 6, or 12 buttons - go to Settings / Grid

Double tap Secret Button to display the Student Interface

The navigation buttons are a new feature in release 1.4

L Button

Learn an unfamiliar symbol

S button


Sound out a word

R button

Read the sentence up to the current word.

L and S buttons are only available in decoding modes

This dolphin is *big*.



A Page Turn Button appears here when all text has been read.

Double tap Secret Button to hide and show the LSR Buttons

Double tap Secret Button to return to the Teacher Interface


Who is reading?

Who is reading?

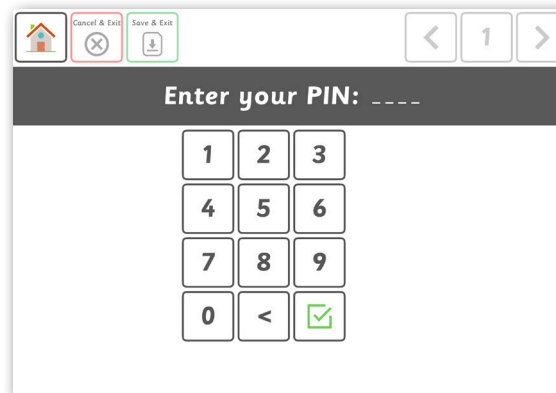
Switch users in 3 easy steps

The **swap users** button facilitates quick changes between student and teacher profiles.

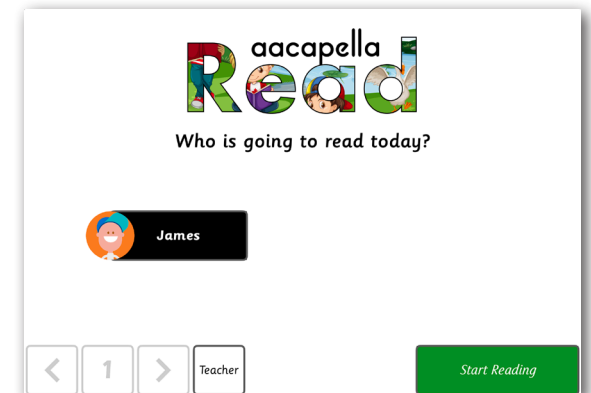
- 1 Tap the **swap users** button on the Home screen



- 2 Enter your PIN and tap the green tick button



- 3 Tap the name of the student or the Teacher button and tap the green **Start Reading** button



The **swap users** button is a new feature in version 1.4

Find more help in the User Guide

LEARN HOW TO ...

- Add Students
- Change number of symbols displayed
- Navigate the iPad and Cloud libraries
- Download Books into the iPad library
- and much more ...

... find it in the User Guide.